



INSTRUCTION BULLETIN

No. 340541
Machine: ATLV 4300
Published: 4-02
Rev. 01

NOTE: DO NOT DISCARD the Parts List from the Instruction Bulletin. Place the Parts List in the appropriate place in your machine manual for future reference. Retaining the Parts List will make it easier to reorder individual parts and will save you the cost of ordering an entire kit.

NOTE: Numbers in parenthesis () are reference numbers for parts listed in Bill of Materials.

Installation instructions for **kit number 368670**

DESCRIPTION:

This kit contains the parts needed to install a hopper latch spacer on the model ATLV 4300 Litter Vacuum.

Please follow step-by-step instructions.

SPECIAL TOOLS / CONSIDERATIONS: NONE


(Estimated time to complete: 1 hour)

INSTALLATION:


1. Park the machine on a clean, level surface.
Activate the machine parking brake.

FOR SAFETY: Before leaving or servicing machine, stop on level surface and set parking brake.

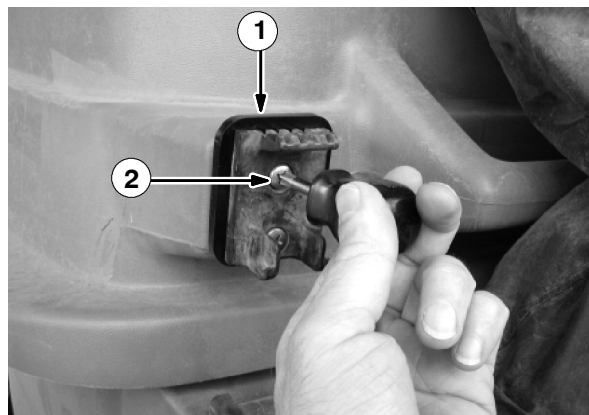
2. Release the hopper latch and remove the smaller latch piece from the hopper. Set the latch piece aside.
3. Position the new latch plate (1) so that the larger mounting holes are aligned with the mounting holes already in the hopper. The smaller threaded holes drilled in the new latch plate should be on top of the larger mounting holes.
(Refer to photo in step 4).



4. Mount the new latch plate (1) to the hopper with two flat screws (3) and washers (4) if necessary.



5. Position the smaller latch piece over top of the new latch plate (1). Mount the latch back in position by securing the two new pan screws (2) into the threaded holes in the new latch plate.



6. Mount the second new latch plate (1) under the hopper latch on the other side following steps 2 thru 6.

7. Start the machine. Start the vacuum fan and check the hopper for proper seal.

BILL OF MATERIALS FOR REAR LATCH MOUNT KIT, 368670

Ref.	TENNANT Part No.	Description	Qty.
1	368669	Plate, mtg, latch	2
2	363503	Screw, pan, M6 X 1.0 X 12, Ss	4
3	09759	Screw, flt, M06 X 1.0 X 12, 10.9	4
4	32490	Washer, flat, 0.25 Std	4

TENNANT COMPANY
P. O. Box 1452
Minneapolis, MN 55440-1452